

# 1.25 mm. (.049") STRAIGHT HEADER



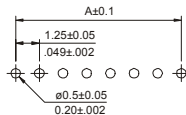
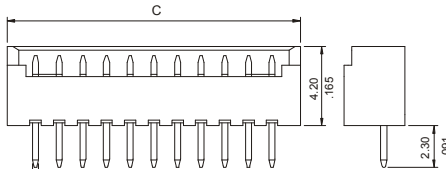
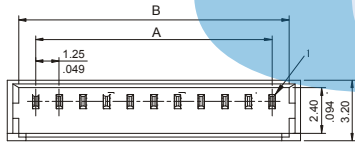
## 1156 SERIES. 1.25 mm. (0.0492"). For Pcb Solder

### Features

- Available in 2 through 15 circuits
- Insulator Material: High temperature plastic UL 94V-0
- With polarised slot
- Mates with 1154 Series
- 0.30 mm. Square pin in Phosphor bronze
- Fully shrouded. Low profile

### Dimensional Information

### Ordering and Dimensional Information



RECOMMENDED HOLE PATTERN

Circuit Size	Part Number	Dimensions		
		A	B	C
2	<b>1156-2021</b>	1,25(0,049)	3,05(0,120)	4,25(0,167)
3	<b>1156-2031</b>	2,50(0,098)	4,30(0,169)	5,50(0,217)
4	<b>1156-2041</b>	3,75(0,148)	5,55(0,219)	6,75(0,266)
5	<b>1156-2051</b>	5,00(0,197)	6,80(0,268)	8,00(0,315)
6	<b>1156-2061</b>	6,25(0,246)	8,05(0,317)	9,25(0,364)
7	<b>1156-2071</b>	7,50(0,295)	9,30(0,366)	10,50(0,413)
8	<b>1156-2081</b>	8,75(0,344)	10,55(0,415)	11,75(0,463)
9	<b>1156-2091</b>	10,00(0,394)	11,80(0,465)	13,00(0,512)
10	<b>1156-2101</b>	11,25(0,443)	13,05(0,514)	14,25(0,561)
11	<b>1156-2111</b>	12,50(0,492)	14,30(0,563)	15,50(0,610)
12	<b>1156-2121</b>	13,75(0,541)	15,55(0,612)	16,75(0,659)
13	<b>1156-2131</b>	15,00(0,591)	16,80(0,661)	18,00(0,709)
14	<b>1156-2141</b>	16,25(0,640)	18,05(0,711)	19,25(0,758)
15	<b>1156-2151</b>	17,50(0,689)	19,30(0,760)	20,50(0,807)