

D/ ROW RIGHT ANGLE SHROUDED HEADER

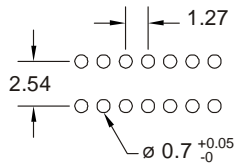
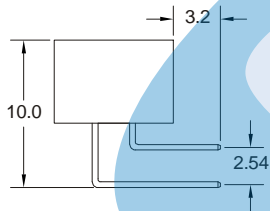
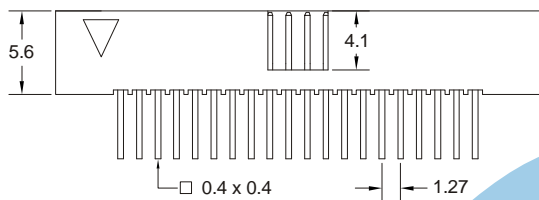
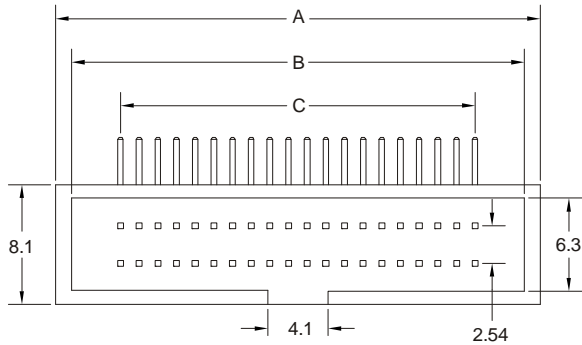


1547 SERIES. 1.27 x 2.54mm(0.050 x 0.100"). Low Profile

Features

- Available in 10, 14, 16, 20, 26, 30, 34, 40, 50, 60, 68, 70, 80, 90 and 100 circuits
- Mates with 1540 series and 1.27 x 2.54mm socket
- Contact Material: Copper alloy
- Insulator Material: P.B.T. UL 94V-0
- Different plating options are available
- Fully shrouded
- For other options consult the Sales Office

Dimensional Information



MECANIZADO RECOMENDADO

Ordering and Dimensional Information

Circuit Size	Part Number	Dimensions		
		A	B	C
10	1547 - T010	13.95 (0.549)	11.55 (0.455)	5.08 (0.200)
14	1547 - T014	16.49 (0.649)	14.29 (0.562)	7.62 (0.300)
16	1547 - T016	17.76 (0.699)	15.36 (0.604)	8.89 (0.350)
20	1547 - T020	20.30 (0.799)	17.90 (0.704)	11.43 (0.450)
26	1547 - T026	24.11 (0.949)	21.71 (0.854)	15.24 (0.600)
30	1547 - T030	26.65 (1.049)	24.25 (0.954)	17.78 (0.700)
34	1547 - T034	29.19 (1.149)	26.79 (1.054)	20.32 (0.800)
40	1547 - T040	33.00 (1.299)	30.60 (1.204)	24.13 (0.950)
50	1547 - T050	39.35 (1.549)	36.95 (1.454)	30.48 (1.200)
60	1547 - T060	45.70 (1.799)	43.30 (1.704)	36.83 (1.450)
68	1547 - T068	50.78 (1.999)	48.38 (1.904)	41.91 (1.650)
70	1547 - T070	52.05 (2.049)	49.65 (1.954)	43.18 (1.700)
80	1547 - T080	58.40 (2.299)	56.00 (2.204)	49.53 (1.950)
90	1547 - T090	64.75 (2.549)	62.35 (2.454)	55.88 (2.200)
100	1547 - T100	71.10 (2.799)	68.70 (2.704)	62.23 (2.450)

T = Contact Plating

- T = 2. Tin plated.
- T = 3. Gold flash over 50 μ " nickel
Recommended Finish
- T = 5. 15 μ " gold over 50 μ " nickel
- T = 6. 30 μ " gold over 50 μ " nickel
- T = 13. Selective gold flash over 50 μ " nickel
- T = 15. 15 μ " selective gold over 50 μ " nickel
- T = 16. 30 μ " selective gold over 50 μ " nickel

