

# 2.00mm STRAIGHT SHROUDED HEADER SMT



## 2073 SERIES. 2.00 x 2.00mm(0.079 x 0.079"). Low Profile. For PCB Solder


### Features

- Available in 6, 8, 10, 12, 14, 16, 20, 22, 24, 26, 30, 34, 36, 40, 44, 50 and 68 circuits
- Insulator Material : LCP Glass filled UL 94V-0
- Low profile
- Fully shrouded
- 0.50mm square pin. Different plating options are available
- Mates with 2070 series IDC connector
- Available with or without fixing pegs

### Dimensional Information

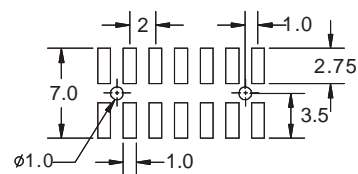
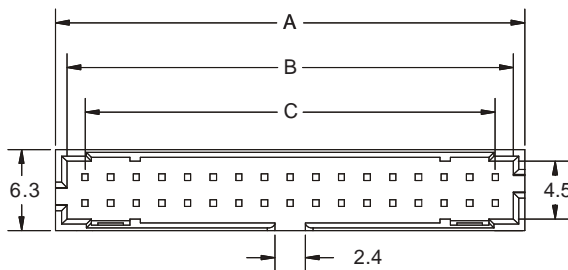
### Ordering and Dimensional Information

| Circuit Size | Part Number |           | Dimensions   |              |              |              |
|--------------|-------------|-----------|--------------|--------------|--------------|--------------|
|              | W/O pegs    | UIT Pegs  | A            | B            | C            | D            |
| 6            | 2073-T061   | 2073-T062 | 8.65(0.341)  | 6.85(0.270)  | 4.00(0.157)  | -            |
| 8            | 2073-T081   | 2073-T082 | 10.65(0.420) | 8.85(0.348)  | 6.00(0.236)  | -            |
| 10           | 2073-T101   | 2073-T102 | 12.65(0.498) | 10.85(0.427) | 8.00(0.315)  | -            |
| 12           | 2073-T121   | 2073-T122 | 14.65(0.577) | 12.85(0.506) | 10.00(0.394) | -            |
| 14           | 2073-T141   | 2073-T142 | 16.65(0.655) | 14.85(0.585) | 12.00(0.472) | 8.00(0.315)  |
| 16           | 2073-T161   | 2073-T162 | 18.65(0.734) | 16.85(0.663) | 14.00(0.551) | 10.00(0.394) |
| 20           | 2073-T201   | 2073-T202 | 22.65(0.892) | 20.85(0.821) | 18.00(0.709) | 14.00(0.551) |
| 22           | 2073-T221   | 2073-T222 | 24.65(0.970) | 22.85(0.900) | 20.00(0.787) | 16.00(0.630) |
| 24           | 2073-T241   | 2073-T242 | 26.65(1.049) | 24.85(0.978) | 22.00(0.866) | 18.00(0.709) |
| 26           | 2073-T261   | 2073-T262 | 28.65(1.128) | 26.85(1.057) | 24.00(0.945) | 20.00(0.787) |
| 30           | 2073-T301   | 2073-T302 | 32.65(1.285) | 30.85(1.214) | 28.00(1.102) | 24.00(0.945) |
| 34           | 2073-T341   | 2073-T342 | 36.65(1.443) | 34.85(1.372) | 32.00(1.260) | 28.00(1.102) |
| 40           | 2073-T401   | 2073-T402 | 42.65(1.679) | 40.85(1.608) | 38.00(1.496) | 34.00(1.339) |
| 44           | 2073-T441   | 2073-T442 | 46.65(1.837) | 44.85(1.766) | 42.00(1.654) | 38.00(1.496) |
| 50           | 2073-T501   | 2073-T502 | 52.65(2.073) | 50.85(2.002) | 48.00(1.890) | 44.00(1.732) |
| 68           | 2073-T681   | 2073-T682 | 70.65(2.781) | 68.85(2.711) | 66.00(2.598) | 62.00(2.441) |



### T = Contact Plating

- T = 2. Tin plated.
- T = 3. Gold flash over 50μ" nickel.  
Recommended Finish
- T = 5. 15μ" gold over 50μ" nickel
- T = 6. 30μ" gold over 50μ" nickel



RECOMMENDED PCB LAYOUT

