

1.25mm HORIZONTAL DIP LIF CONNECTOR



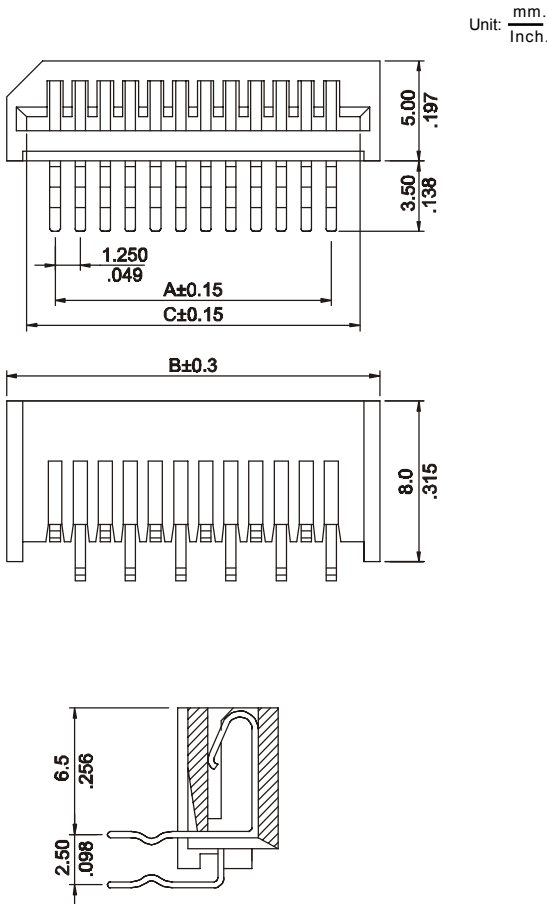
2129 SERIES. 1.25mm(0.049"). For PCB Solder

Features

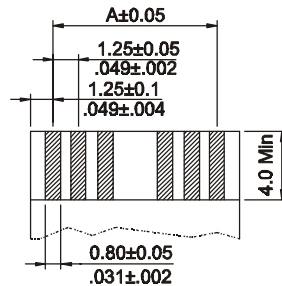
- Available in 4 through 36 circuits
- Insulator Material: Glass filled polyester UL 94V-0
- Tin-lead plated contact with kink tail
- Low insertion force
- Accommodated 0.30mm FFC/FPC thickness

Dimensional Information

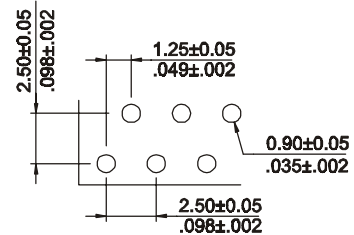
Ordering and Dimensional Information



Circuit Size	Part Number	Dimensions		
		A	B	C
04	2129-2041	3,75(0,148)	8,55(0,337)	6,41(0,252)
05	2129-2051	5,00(0,197)	9,80(0,386)	7,66(0,302)
06	2129-2061	6,25(0,246)	11,05(0,435)	8,91(0,351)
07	2129-2071	7,50(0,295)	12,30(0,484)	10,16(0,400)
08	2129-2081	8,75(0,344)	13,55(0,533)	11,41(0,449)
09	2129-2091	10,00(0,394)	14,80(0,583)	12,66(0,498)
10	2129-2101	11,25(0,443)	16,05(0,632)	13,91(0,548)
11	2129-2111	12,50(0,492)	17,30(0,681)	15,16(0,597)
12	2129-2121	13,75(0,541)	18,55(0,730)	16,41(0,646)
13	2129-2131	15,00(0,591)	19,80(0,780)	17,66(0,695)
14	2129-2141	16,25(0,640)	21,05(0,829)	18,91(0,744)
15	2129-2151	17,50(0,689)	22,30(0,878)	20,16(0,794)
16	2129-2161	18,75(0,738)	23,55(0,927)	21,41(0,843)
17	2129-2171	20,00(0,787)	24,80(0,976)	22,66(0,892)
18	2129-2181	21,25(0,837)	26,05(1,026)	23,91(0,941)
19	2129-2191	22,50(0,886)	27,30(1,075)	25,16(0,991)
20	2129-2201	23,75(0,935)	28,55(1,124)	26,41(1,040)
21	2129-2211	25,00(0,984)	29,80(1,173)	27,66(1,089)
22	2129-2221	26,25(1,033)	31,05(1,222)	28,91(1,138)
23	2129-2231	27,50(1,083)	32,30(1,272)	30,16(1,187)
24	2129-2241	28,75(1,132)	33,55(1,321)	31,41(1,237)
25	2129-2251	30,00(1,181)	34,80(1,370)	32,66(1,286)
26	2129-2261	31,25(1,230)	36,05(1,419)	33,91(1,335)
27	2129-2271	32,50(1,280)	37,30(1,469)	35,16(1,384)
28	2129-2281	33,75(1,329)	38,55(1,518)	36,41(1,433)
29	2129-2291	35,00(1,378)	39,80(1,567)	37,66(1,483)
30	2129-2301	36,25(1,427)	41,05(1,616)	38,91(1,532)
31	2129-2311	37,50(1,476)	42,30(1,665)	40,16(1,581)
32	2129-2321	38,75(1,526)	43,55(1,715)	41,41(1,630)
33	2129-2331	40,00(1,575)	44,80(1,764)	42,66(1,680)
34	2129-2341	41,25(1,624)	46,05(1,813)	43,91(1,729)
35	2129-2351	42,50(1,673)	47,30(1,862)	45,16(1,778)
36	2129-2361	43,75(1,722)	48,55(1,911)	46,41(1,827)



Accommodated FPC / FFC
(0.3mm±0.05)



RECOMMENDED HOLE PATTERN