

DUAL ROW STRAIGHT HEADER SMT

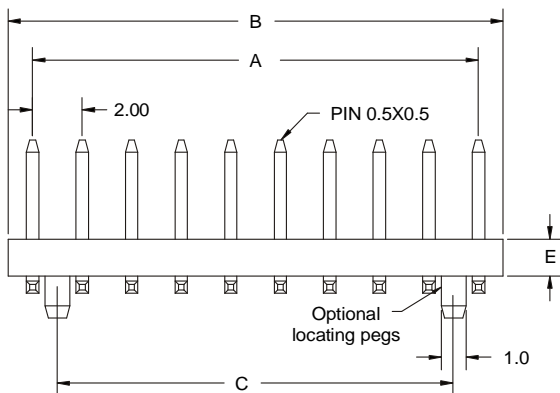
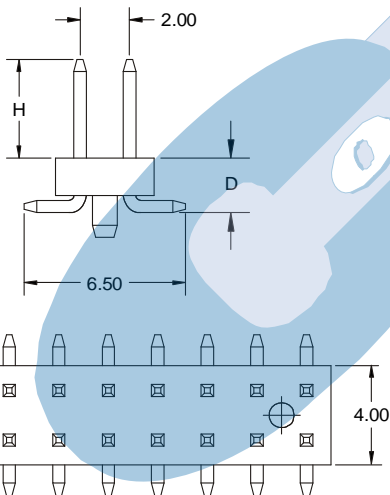
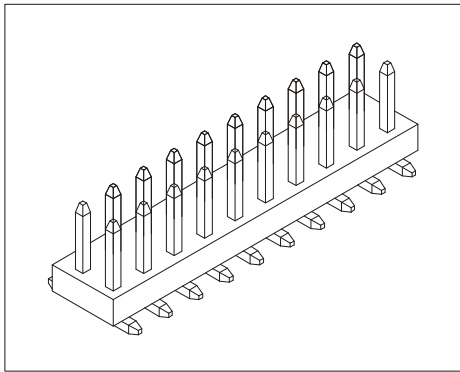


2160 SERIES. 2.00mm(0.079"). Optional Fixing Post.

Features

- Available in 4 through 80 circuits
- Mates with 2.00mm(.079") dual row housing and socket
- Insulator Material: Nylon 6T
- 0.50mm square pin in copper alloy
- Different pin length and plating options are available
- For other options consult the Sales Office

Dimensional Information



Ordering and Dimensional Information

2160 - T- XX- P- L- E
 1 2 3 4 5 6

1. Connector Series

2. (T) Contact Plating

- T = 2. Tin plated
- T = 3. Gold flash over 50μ" nickel
Recommended Finish
- T = 5. 15μ" gold over 50μ" nickel
- T = 6. 30μ" gold over 50μ" nickel

3. (XX) Circuit Size

- Available in 4 through 80 circuits

4. (P) Post Options

- P = 1. Without locating pegs
- P = 2. whit locating pegs

5. (L) Height of Connector

- L = 1. D = 2.20 mm. ; H = 4.00 mm. ; E = 1.50 mm.
- L = 2. D = 2.77 mm. ; H = 3.50 mm. ; E = 2.00 mm.
- L = 3. D = 2.20 mm. ; H = 6.20 mm. ; E = 1.50 mm.
- L = 4. D = 2.20 mm. ; H = 8.80 mm. ; E = 1.50 mm.

6. (E)Packing Options

- E = 1. PAD + TUBE
- E = 2. REEL + TUBE

DIMENSIONS: (Dim. In mm.)

$$A = 2.00 \left(\frac{XX}{2} - 1 \right) \quad B = 2.00 \left(\frac{XX}{2} \right) \quad C = 2.00 \left(\frac{XX}{2} - 2 \right)$$

XX = Circuit Size

