

FRICITION LOCK RIGHT ANGLE HEADER



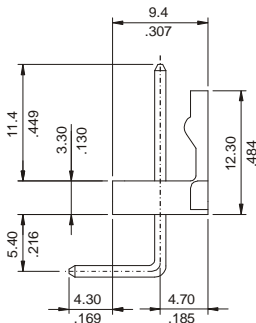
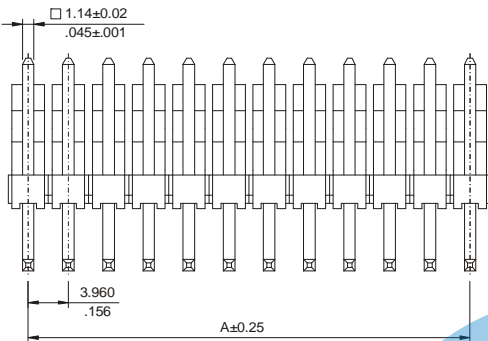
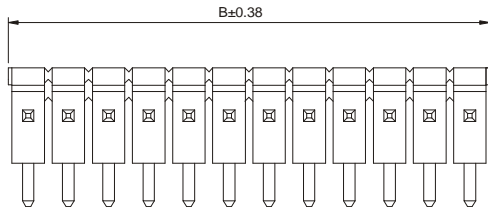
3911 SERIES. 3.96 mm. (0.156"). Square Pin Header. For PCB Solder

Features

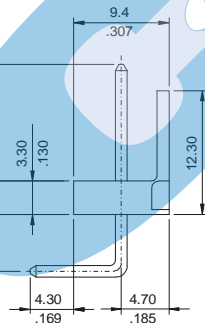
- Available in 2 through 24 circuits
- Material : Polyester glas filled 6/6 UL 94V-0
- 1.14 mm square pin
- Mates with female header 3940 and PCB 3970,3971 series
- Available with or without locking

Dimensional information

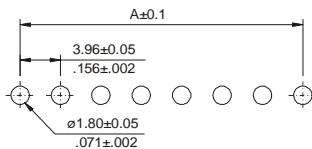
Ordering and Dimensional Information



With Locking



Without Locking



RECOMMENDED HOLE DE PATTERN

Circuit Size	Part Number		Dimensions	
	With Locking	W/O Locking	A	B
02	3911-2021	3911-2022	3,96(0,156)	7,90(0,311)
03	3911-2031	3911-2032	7,90(0,311)	11,90(0,469)
04	3911-2041	3911-2042	11,90(0,469)	15,80(0,622)
05	3911-2051	3911-2052	15,80(0,622)	19,80(0,780)
06	3911-2061	3911-2062	19,80(0,780)	23,80(0,937)
07	3911-2071	3911-2072	23,80(0,937)	27,70(1,091)
08	3911-2081	3911-2082	27,70(1,091)	31,70(1,248)
09	3911-2091	3911-2092	31,70(1,248)	35,60(1,402)
10	3911-2101	3911-2102	35,60(1,402)	39,60(1,559)
11	3911-2111	3911-2112	39,60(1,559)	43,60(1,717)
12	3911-2121	3911-2122	43,60(1,717)	47,50(1,870)
13	3911-2131	3911-2132	47,50(1,870)	51,50(2,028)
14	3911-2141	3911-2142	51,50(2,028)	55,40(2,181)
15	3911-2151	3911-2152	55,40(2,181)	59,40(2,339)
16	3911-2161	3911-2162	59,40(2,339)	63,40(2,496)
17	3911-2171	3911-2172	63,40(2,496)	67,30(2,650)
18	3911-2181	3911-2182	67,30(2,650)	71,30(2,807)
19	3911-2191	3911-2192	71,30(2,807)	75,20(2,961)
20	3911-2201	3911-2202	75,20(2,962)	79,20(3,118)
21	3911-2211	3911-2212	79,20(3,118)	83,16(3,274)
22	3911-2221	3911-2222	83,16(3,274)	87,12(3,430)
23	3911-2231	3911-2232	87,12(3,430)	91,08(3,586)
24	3911-2241	3911-2242	91,08(3,586)	95,04(3,742)