

# 2.00mm STRAIGHT SHROUDED HEADER SMT

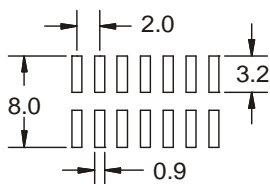
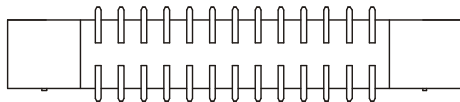
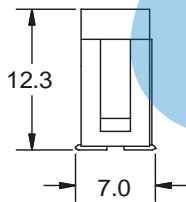
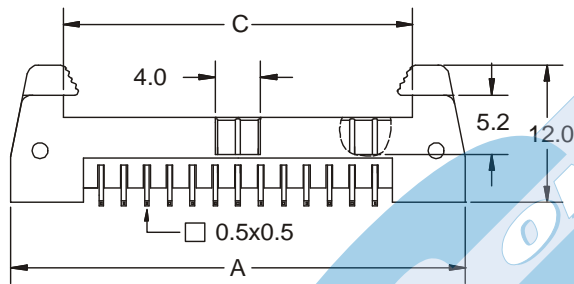
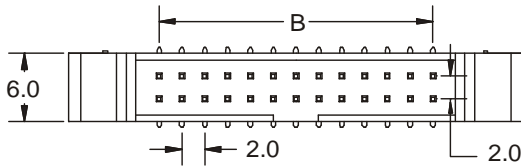


## 4433 SERIES. 2.00 x 2.00 mm. (0.079 x 0.079"). With Eject Latch Levers

### Features

- Available in 10, 12, 14, 16, 20, 22, 24, 26, 30, 34, 40, 44, and 50 circuits
- Insulator Material: P.B.T UL 94V-0
- Contact Material: 0.50 mm square pin in copper alloy
- Mates with 2051 I.D.C connector
- Fully shrouded. Provides fast connection / disconnection of Flat cable assembly

### Dimensional Information



MECANIZADO RECOMENDADO

### Ordering and Dimensional Information

Circuit Size	Part Number	Dimensions		
		A	B	C
10	4433-T100	23.80(0.937)	8,00(0.315)	14,00(0.551)
12	4433-T120	25.80(1.015)	10,00(0.394)	16,00(0.630)
14	4433-T140	27.80(1.094)	12,00(0.472)	18,00(0.709)
16	4433-T160	29.80(1.173)	14,00(0.551)	20,00(0.787)
20	4433-T200	33.80(1.330)	18,00(0.709)	24,00(0.945)
22	4433-T220	35.80(1.409)	20,00(0.787)	26,00(1,024)
24	4433-T240	37.80(1.488)	22,00(0,866)	28,00(1,102)
26	4433-T260	39.80(1.567)	24,00(0,945)	30,00(1,181)
30	4433-T300	43.80(1.724)	28,00(1,102)	34,00(1,339)
34	4433-T340	47.80(1.882)	32,00(1,260)	38,00(1,496)
40	4433-T400	53.80(2.118)	38,00(1,496)	44,00(1,732)
44	4433-T440	57.80(2.275)	42,00(1,654)	48,00(1,890)
50	4433-T500	63.80(2.511)	48,00(1,890)	54,00(2,126)

### T = Contact Plating

- T = 2. Tin plated.
- T = 3. Gold flash over 50µ" nickel  
Recommended Finish
- T = 5. 15µ" gold over 50µ" nickel
- T = 6. 30µ" gold over 50µ" nickel

