

2.54mm STRAIGHT SHROUDED HEADER



5341 SERIES. 2.54 x 2.54mm(0.100 x 0.100"). With Eject Latch Levers

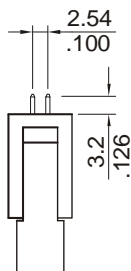
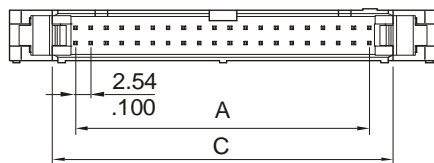
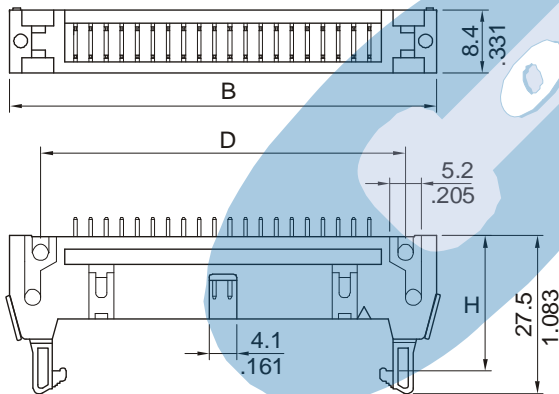
Features

- Available in 10, 14, 16, 20, 26, 30, 34, 40, 50, 60 and 64 Circuits
- Insulator Material: P.B.T UL 94V-0
- Contact Material: 0.64mm square pin in copper alloy
- Mates with 5440 and 5435 series I.D.C connector
- Short and long latches available
- Fully shrouded. Provides fast connection / disconnection of flat cable assembly

Dimensional Information

Ordering and Dimensional Information

Circuit Size	Part Number	Dimensions			
		A	B	C	D
10	5341-T10B	10.16(0.400)	31.88 (1.255)	18.10 (0.713)	21.66 (0.852)
14	5341-T14B	15.24(0.600)	36.96 (1.455)	23.18 (0.912)	26.67 (1.050)
16	5341-T16B	17.78(0.700)	39.50 (1.555)	25.72 (1.126)	29.30 (1.154)
20	5341-T20B	22.86(0.900)	44.58 (1.755)	30.80 (1.216)	34.38 (1.353)
24	5341-T24B	27.94(1.100)	49.66 (1.955)	35.88 (1.413)	39.46 (1.533)
26	5341-T26B	30.48(1.200)	52.20 (2.053)	38.42 (1.513)	42.00 (1.654)
30	5341-T30B	35.56(1.400)	57.28 (2.255)	43.50 (1.713)	47.08 (1.854)
34	5341-T34B	40.64(1.600)	62.36 (2.455)	48.58 (1.923)	52.16 (2.056)
40	5341-T40B	48.26(1.900)	69.98 (3.255)	56.20 (2.213)	59.78 (2.354)
50	5341-T50B	60.96(2.400)	82.68 (3.255)	68.90 (2.713)	72.48 (2.854)
60	5341-T60B	73.66(2.900)	95.38 (3.755)	81.60 (3.213)	85.18 (3.354)
64	5341-T64B	78.74(3.100)	100.46 (3.955)	86.68 (3.413)	90.26 (3.554)



T = Contact Plating

- T = 2. Tin plated.
- T = 3. Gold flash over 50µ" nickel
Recommended Finish
- T = 5. 15µ" gold over 50µ" nickel
- T = 6. 30µ" gold over 50µ" nickel

B = Latch type

- B = 1. Short. For use without strain relief (H = 18.40 mm.)
- B = 2. Long. For use with strain relief (H = 22.00 mm.)

RECOMMENDED HOLE PATTERN

