

I.D.C. EDGE CARD CONNECTOR



5449 SERIES. 1.27mm(0.050"). Centre Flat Ribbon Cable

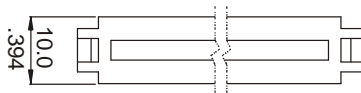
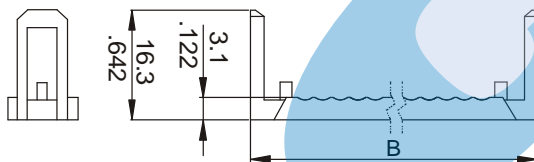
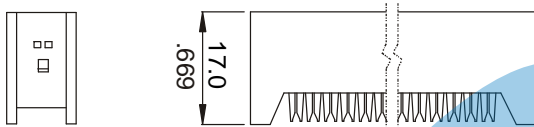
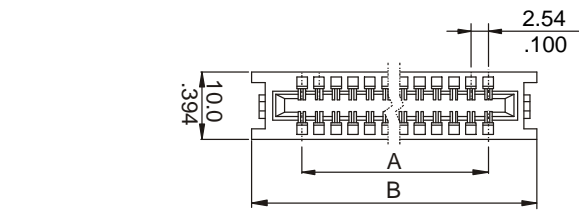
Features

- Available in 10, 14, 16, 20, 26, 34, 40, 44, 50, 56, 60, 62 and 64 circuits
- Insulator Material: Glass filled Polyester UL 94V-0
- Contact Material: Phosphor bronze
- Accepts P.C. Board thickness: 1.40 – 1.60mm
- Mates with P.C. Board 2.54mm(0.10") pitch gold finger, double sided contacts
- Insulation displacement termination for 1.27mm(0.050") Centre ribbon cable
- Different plating options are available


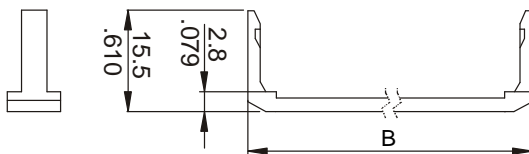
Dimensional Information

Dimensional Information

Circuit Size	Part Number	Dimensions	
		A	B
10	5449-T100	10,16(0,400)	22,40(0,882)
14	5449-T140	15,24(0,600)	27,51(1,083)
16	5449-T160	17,78(0,700)	30,00(1,181)
20	5449-T200	22,86(0,900)	35,13(1,383)
26	5449-T260	30,48(1,200)	42,67(1,680)
34	5449-T340	40,64(1,600)	52,85(2,081)
40	5449-T400	48,26(1,900)	60,10(2,366)
44	5449-T440	53,34(2,100)	65,65(2,581)
50	5449-T500	60,96(2,400)	73,20(2,882)
56	5449-T560	68,58(2,700)	80,93(3,187)
60	5449-T600	73,66(2,900)	85,90(3,382)
62	5449-T620	76,20(3,000)	88,56(3,487)
64	5449-T640	78,74(3,100)	91,05(3,585)



Strain Relief



T = Contact Plating

- T = 2. Tin plated
- T = 3. Gold flash over 50µ" nickel
Recommended Finish
- T = 5. 15µ" gold over 50µ" nickel
- T = 6. 30µ" gold over 50µ" nickel

