

# RIGHT ANGLE MICRO PIN CONNECTOR



## 8172 SERIES. 1.27 mm. (0.050"). For PCB Solder

### Features

- Available in 26, 50, 68 and 100 circuits
- Connector Input/Output high density for panel mount
- Contact: Phosphor Bronze gold selective plated
- Front Shell: Steel nickel plated over copper
- Four rows in PCB solder area separated at 1.90 mm (0.075") and pitch 2.54mm.
- Positive Locking
- Other Options consult with the Sales Office

### Dimensional Information

### Ordering and Dimensional Information

Circuit Size	Part Number		Dimensions					
	With Latch Block	Screw Block	A	B	C	D	E	F
26	8172 - T261	8172 - T26C	37.19	31.26	19.45	24.65	34.20	21.59
50	8172 - T501	8172 - T50C	52.43	46.49	34.70	39.90	46.40	30.48
68	8172 - T681	8172 - T68C	63.86	57.92	46.13	51.32	57.90	41.91
100	8172 - T101	8172 - T10C	84.18	78.23	66.45	-	78.10	62.23

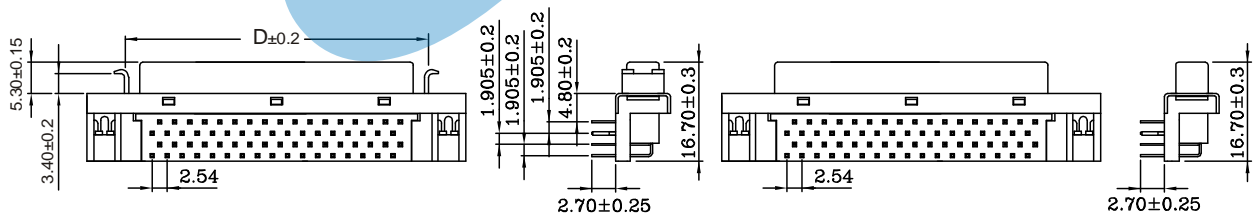
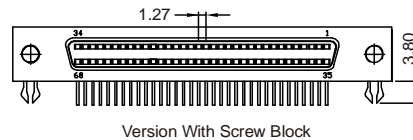
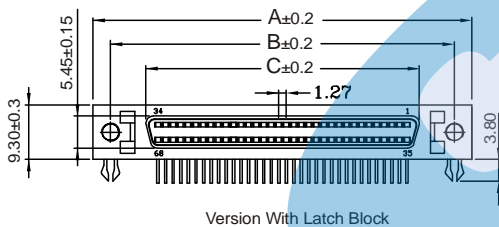


### T = Contact Plating

- T = 2. Tin plated
- T = 3. Gold flash over 50µ" nickel
- T = 5. 15µ" gold over 50µ" nickel
- T = 6. 30µ" gold over 50µ" nickel

### C = Hardware Options

- T = 2. UNC #2-56 (Standard)
- T = 3. UNC #4-40
- T = 4. M2.6



### RECOMMENDED HOLE PATTERN

