

DUAL ROW VERTICAL SMT SOCKET



8417 SERIES. 2.54 x 2.54 mm. (0.100 x 0.100") pitch. Machined contact.

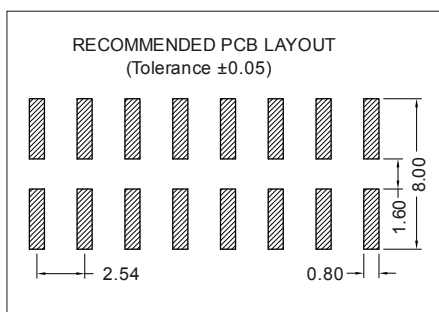
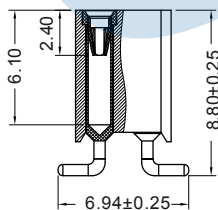
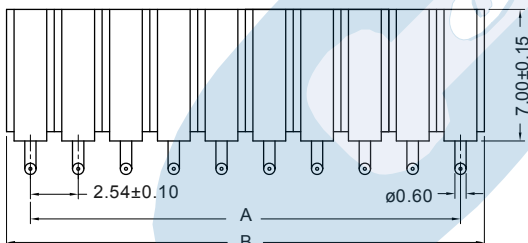
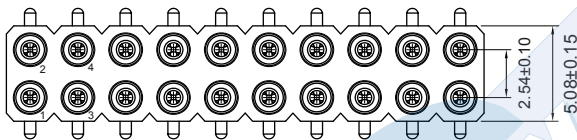
General Features

- Available in 4 through 80 circuits
- Mates with 0.64 square pin headers 2558 series and with 0.76 mm round pin header 8419 series
- Accept round pin 0.70 to 0.90 mm and sq. pin 0.64 mm
- Different plating options

Materials

- Insulator: PPS black + 30% GF UL 94 V-0
- Contact: Clip (6 fingers): Beryllium copper
- Sleeve: Brass
- Operating temperature. -40°C to +105°C
- RoHS compliant

Dimension Information



Electrical Features

- Voltage rating: < 250V
- Current rating: < 3A
- Contact resistance: < 10 mΩ
- Dielectric withstanding Voltage: 1000 V AC/minute
- Insulation resistance: >1000 MΩ

Mechanical Features

- Insertion force per pin: < 0.20 Kgf (round pin 0.76 mm)
- Withdrawal force per pin: > 0.10 Kgf (round pin 0.76 mm)
- Durability: 500 Cycles



Ordering Information:

8417 - T- XX- 1
1 2 3

1. Connector Series

2. (T) Contact Plating

- T = 13. Selec. gold flash over 30-50μ" Ni overall
Recommended Finish
- T = 15. 15μ" selec. gold over 30-50μ" Ni overall
- T = 16. 30μ" selec. gold over 30-50μ" Ni overall

3. (XX) Number of circuits

- Available in 4 through 80 circuits

DIMENSIONS:

$$A = 2.54 \left(\frac{XX}{2} - 1 \right) \quad B = 2.54 \left(\frac{XX}{2} \right) + 0.40$$

XX = Number of circuits