

MACHINED CONTACT IC SOCKET



8421 SERIES. 2.54 mm. (0.100") Pitch.

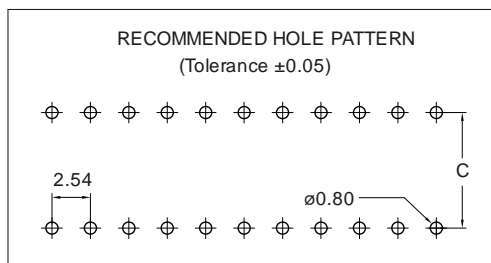
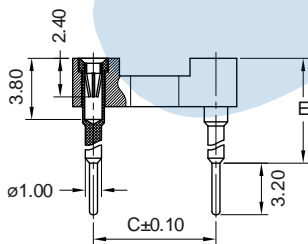
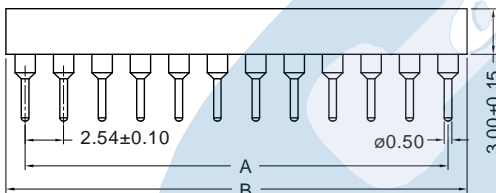
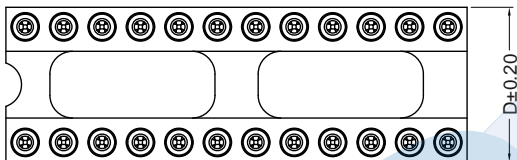
General Features

- Available in 6 through 64 circuits
- Mates with pin headers 2.54 mm pitch 8424 series
- Accept round pin 0.40 mm to 0.56 mm
- Machined contact with different plating

Materials

- Insulator: PPS Black + 30% GF UL 94 V-0
- Contact: Clip(4 fingers): Beryllium copper
- Sleeve: Brass
- Operating temperature. -40°C to +105°C
- RoHS compliant

Figuras y dimensiones




Electrical Features

- Voltage rating: < 150 V
- Current rating: < 1 A
- Contact resistance: < 10 mΩ
- Dielectric withstanding voltage: 1000 V AC/minute
- Insulation resistance: >1000 MΩ

Mechanical Features

- Insertion force per pin: < 0.20 Kgf (round pin 0.43 mm)
- Withdrawal force per pin: > 0.03 Kgf (round pin 0.43 mm)
- Durability: 500 cycles



Circuits	Part Number	Dimensions			
		A	B	C	D
06	8421-T061L*	5.08	7.62	7.62	10.20
08	8421-T081L*	7.62	10.16	7.62	10.20
10	8421-T101L*	10.16	12.70	7.62	10.20
14	8421-T141L*	12.70	15.24	7.62	10.20
16	8421-T161L*	15.24	17.78	7.62	10.20
18	8421-T181L*	17.78	20.32	7.62	10.20
20	8421-T201L*	22.86	25.40	7.62	10.20
22	8421-T221L*	25.40	27.94	7.62	10.20
24	8421-T241L*	27.94	30.48	7.62	10.20
28	8421-T281L*	30.48	33.02	7.62	10.20
20	8421-T202L*	22.86	25.40	10.16	12.70
22	8421-T222L*	25.40	27.94	10.16	12.70
24	8421-T242L*	27.94	30.48	10.16	12.70
28	8421-T282L*	30.48	33.02	10.16	12.70
32	8421-T322L*	38.10	40.64	10.16	12.70
24	8421-T243L*	27.94	30.48	15.24	17.80
28	8421-T283L*	30.48	33.02	15.24	17.80
32	8421-T323L*	38.10	40.64	15.24	17.80
36	8421-T363L*	43.18	45.72	15.24	17.80
40	8421-T403L*	48.26	50.80	15.24	17.80
42	8421-T423L*	50.80	53.34	15.24	17.80
48	8421-T483L*	58.42	60.96	15.24	17.80
50	8421-T503L*	60.96	63.50	15.24	17.80
52	8421-T523L*	63.50	66.04	15.24	17.80
50	8421-T504L*	60.96	63.50	22.86	25.40
52	8421-T524L*	63.50	66.04	22.86	25.40
64	8421-T644L*	78.74	81.28	22.86	25.40

T = Contact Plating

- T = 13. Selec. gold flash over 30-50µ" Ni overall
Recommended Finish
- T = 15. 15µ" selec. gold over 30-50µ" Ni overall
- T = 16. 30µ" selec. gold over 30-50µ" Ni overall

L* = Connector Height

- L = 1. E = 4.20 mm.
- L = 2. E = 9.00 mm.